


VENTITE™ Inspirator Mixers



- **Use kinetic energy of higher gas pressures** to provide air/gas mixture for all Maxon premix-type burner systems
- **Uses most clean fuel gases** 500-3200 Btu/ft³
- **Low initial cost**
- **Maintenance-free design**
- **Easy to adjust and operate**
- **Maximum application flexibility** offered with 10 different sizes
- **Provides for partial premixing** of air/gas ratios to Maxon AIRFLO® type burner systems

Premix Burner Systems



SN Sealed Nozzles



STICKTITE™ Nozzles



Style A & B
LINOFLAME® Burners



VFL & VFH
LINOFLAME® Burners

Partial Premix Burner Systems



'66' AIRFLO® Burner



VENTITE™ Inspirator Mixers

Principle of Operation


VENTITE™ Inspirators provide a low-cost means of supplying air/gas mixture to premix-type gas burners.

Gaseous fuel under high pressure is introduced through a drilled spud orifice into the venturi throat, pulling in a proportional amount of combustion air. The air and gas are mixed and may be used to supply most premix-type burner nozzles.

Spud is easily replaceable in the field, so different fuels can be readily accommodated. (Spud orifice drilling varies with gas characteristics and available inlet pressures.)

Air shutter is adjustable to accommodate draft requirements of installation and includes a thumb lock screw.


Control can be **manual**, as by the firing cock; **automatic**, using a control motor to throttle fuel flow through Maxon's Series "CV", "Q", or Synchro Gas Valves; or **on/off firing** using a solenoid valve.



VENTITE™ Inspirator

A complete VENTITE™ Inspirator system will also include gas train, burner, throttling equipment, and a control panel. Your Maxon representative can help you choose from the broad range available.

Typical applications include air heaters, grain dryers, ceramic kilns, incinerators, solution heating, metal melting, refinery heater/treaters, and many other direct flame applications.



Flow Control Valves



Series "CV" Valve



Series "Q" Valve




SYNCHRO Valve

Aluminum hand torches are specialized aluminum VENTITE™ Inspirators with a cast iron HD-2-24 STICKTITE™ Nozzle.

These lightweight units (only 9 pounds) are easy to handle and are totally portable, requiring only flexible gas and/or air connections.

Application flexibility is provided with six different options available for high or low gas pressure installations.

Typical applications include foundry floor mould drying, ladle drying, core drying, die preheating, brazing, preheating for welding and ore car thawing operations.



Aluminum Hand Torch

